



# Art & Design Curriculum KS3

	Drawing	Painting	Ceramics / 3D	Printing / Graphic media
7	<b>SoW 3D Shaded shapes</b> <ul style="list-style-type: none"> <li>• Mark making</li> <li>• Tonal range</li> <li>• Drawing techniques</li> <li>• Contour shading</li> <li>• Objects / objects in occlusion</li> <li>• 1 point perspective</li> </ul>	<b>SoW Simple Still life</b> <ul style="list-style-type: none"> <li>• Colour theory</li> <li>• Colour mixing</li> <li>• Basic composition</li> <li>• Basic shapes from observation</li> </ul>	<b>SoW – Thumb pot and lid</b> <ul style="list-style-type: none"> <li>• Single thumb pot technique</li> <li>• Understanding of clay / firing</li> <li>• Adding clay together</li> <li>• Basic carving techniques</li> <li>• Basic glazing techniques</li> </ul>	<b>SoW Escher animal prints</b> <ul style="list-style-type: none"> <li>• Symmetry</li> <li>• Rotational pattern</li> <li>• Design</li> <li>• Press printing</li> </ul> <ul style="list-style-type: none"> <li>• Poster design for Escher exhibition – photoshop image / text</li> </ul>
8	<b>SoW Sweet still life</b> <ul style="list-style-type: none"> <li>• Drawing from observation</li> <li>• Detailed tonal work</li> <li>• Proportions</li> <li>• Details</li> <li>• Accuracy of shape and tone</li> <li>• Composition</li> <li>• 2 point perspective</li> </ul>	<b>SoW Sweet still life</b> <ul style="list-style-type: none"> <li>• Revisit colour theory / mixing – tertiary</li> <li>• Detailed observation</li> <li>• More objects in still life</li> <li>• Realism enhanced</li> <li>• Detailed work</li> <li>• Observation of packaging – highlights / reflections / shadows</li> <li>• Lettering</li> </ul>	<b>SoW 3d animal design</b> <ul style="list-style-type: none"> <li>• Modelling</li> <li>• Realism</li> <li>• Revisiting adding clay</li> <li>• Exploring building techniques</li> <li>• Detailed structure / characteristics</li> <li>• 3D work from observations / models</li> <li>• Achieving details / texture</li> </ul>	<b>SoW Islamic inspire string printing</b> <ul style="list-style-type: none"> <li>• Symmetry / detailed design work</li> <li>• Rotational pattern</li> <li>• Balance</li> <li>• Predicting outcomes</li> <li>• String printing methods and technique</li> </ul> <b>Sweet shop logo</b> <ul style="list-style-type: none"> <li>• Photography</li> <li>• Design / composition of CD</li> <li>• Extending photoshop skills – adding text / adjustments of photo &amp; colour</li> </ul>
9	<b>SoW Portraiture / Landscape</b> <ul style="list-style-type: none"> <li>• Proportions of the face</li> <li>• Detailed drawing and shading of facial features</li> <li>• Self portrait</li> <li>• Charcoal</li> <li>• Accuracy of shape / tone</li> <li>• 1,2 and 3 point perspective</li> </ul>	<b>SoW Landscape painting techniques</b> <ul style="list-style-type: none"> <li>• 1,2 3 point perspective</li> <li>• Proportion</li> <li>• Perspective and composition</li> <li>• Detailed technique exploration, variety of textures and techniques</li> </ul>	<b>SoW Kate Malone inspired vessels</b> Using thumb pots, slab building or coiling <ul style="list-style-type: none"> <li>• Creative designing and making in response to artist's work</li> <li>• Pressing / relief work</li> <li>• Experimenting with glazing / layering</li> </ul>	<b>SoW lino printing Day of the Dead</b> <ul style="list-style-type: none"> <li>• Design</li> <li>• Working in the style of DoTD</li> <li>• Creative planning</li> <li>• Lino printing techniques and processes</li> </ul> <ul style="list-style-type: none"> <li>• Moving lino prints into film poster design / DVD cover. Photoshop skills extended to include layering and cloning techniques</li> </ul>



# Art & Design Curriculum KS3

## Drawing

## Painting

## Ceramics / 3D



## Printing / Graphic media

7


### SoW 3D Shaded shapes




### SoW Simple Still life



### SoW - Thumb pot and lid



### SoW Escher animal prints





# Art & Design Curriculum KS3

	Drawing	Painting	Ceramics / 3D	Printing / Graphic media
8	<p><b>SoW Sweet still life</b></p>	<p><b>SoW Sweet still life</b></p>	<p><b>SoW 3d animal design</b></p>	<p><b>SoW Islamic inspire string printing</b></p>



# Art & Design Curriculum KS3

	Drawing	Painting	Ceramics / 3D	Printing / Graphic media
9	<p><b>SoW Expressive portraiture</b></p> <p>This section shows various drawing techniques for expressive portraiture. It includes detailed pencil sketches of eyes and noses, a charcoal drawing of a face, and a student painting a face on a rainbow background. A reference image of 'The Roxy' by Francis Bacon is also included.</p>	<p><b>SoW Landscape</b></p> <p>This section displays landscape painting projects. It features a painting of a field with a pyramid, a collection of tree sketches with notes like 'I chose to outline the tree above in black pen to try something different.', a seascape painting, and a student's 'My Final Designs' sketchbook page with various landscape sketches and notes.</p>	<p><b>SoW Kate Malone</b></p> <p>This section highlights ceramic and 3D art projects. It shows a blue vase with yellow polka dots, a green vase decorated with red flowers, and a student working at a pottery wheel. A student's sketchbook page with a drawing of a flower is also shown.</p>	<p><b>SoW Day of the Deal Lino &amp; monoprinting</b></p> <p>This section features Day of the Dead (Día de los Muertos) art. It includes several colorful sugar skulls, a skull with a rose on its forehead, and a student working on a lino print. A student's sketchbook page with a drawing of a skull is also shown.</p>