

# Secondary School Transition




**This booklet is to get you ready to move to Branston Community Academy in September.**

Student's Name:

# Finding my way around

A map can help me find my way around my new school. Look at the map on the next page and discover:

Where I will have dinner.



Where the toilets are.



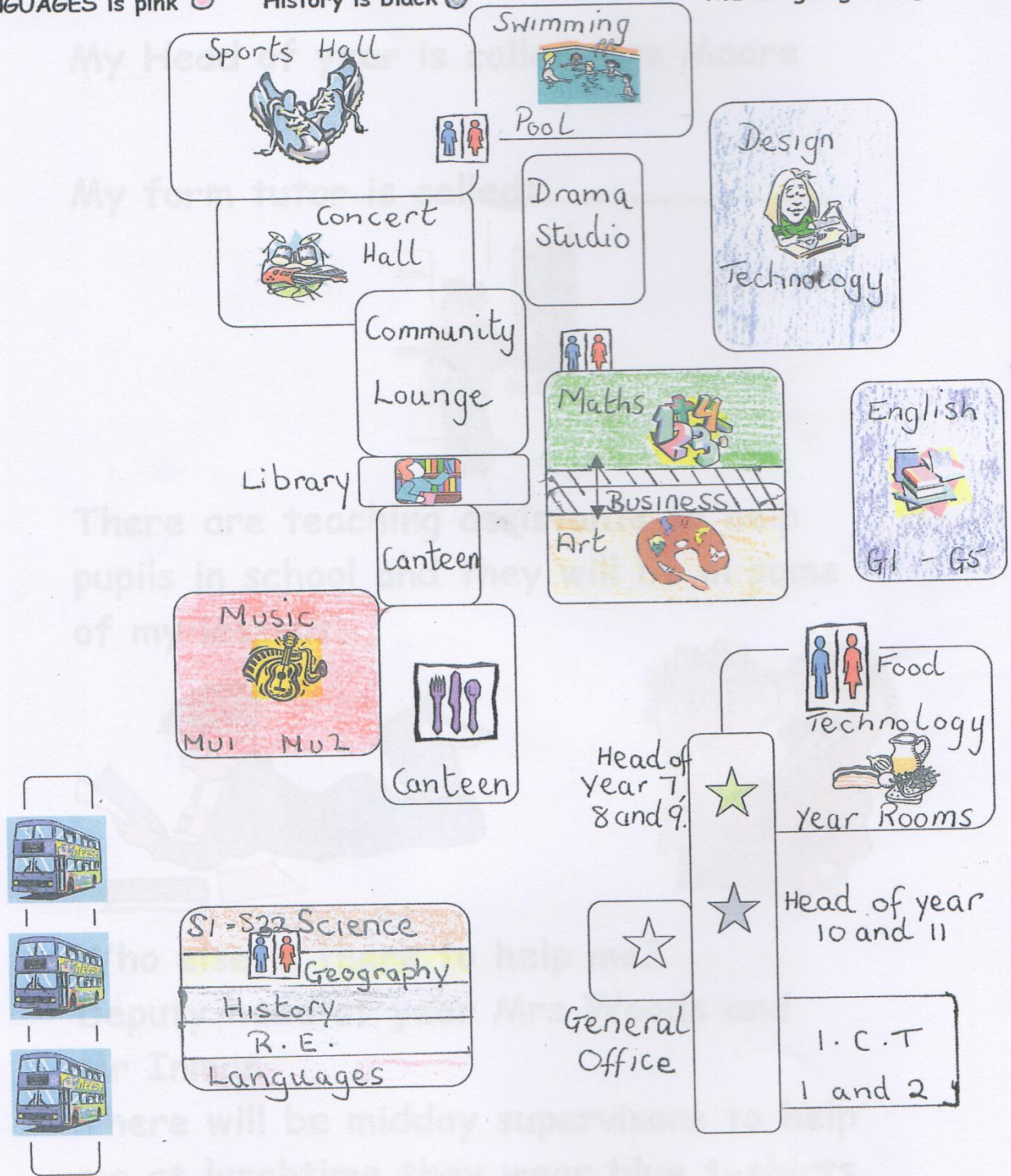
Where I will do P.E and where the changing rooms are.



Where the office for the Head of Lower School is.



- DT is blue ●
- ENGLISH is purple ●
- ART is orange ●
- MATHS is green ●
- PE is light blue ●
- GEOGRAPHY is yellow ●
- SCIENCE is brown ●
- MUSIC is red ●
- LANGUAGES is pink ●
- History is black ●
- R.E is light green ●



Thanks to Miss Osbourne for her help


# People who will help me in Year 7

My Head of year is called Mrs Moore

My form tutor is called:.....



There are teaching assistants to help pupils in school and they will be in some of my lessons.



Who else is there to help me?

Deputy head of year Mrs Woods and Mr Inman

There will be midday supervisors to help me at lunchtime they wear blue t-shirts.

# The Time Table

A Time Table is very useful because:

- It tells you, which lesson you, will have each day.
- It gives you a clue about the equipment you will need to pack in your bag the night before.
- It also tells you what time each lesson starts and finishes.
- It tells you in which room each lesson will take place.
- It will probably tell you which teacher you will have for each subject. (Often the teacher's initials will be next to the lesson.)

Have you got a watch?



## Lesson Times:

Each period is 34 minutes long and there are 9 periods in one day.

Morning registration 9.04

Period 1. 9.19 - 9.53

Period 2. 9.53 - 10.27

Period 3. 10.27 - 11.01

Morning Break 11.01 - 11.11

Period 4. 11.11 - 11.45

Period 5. 11.45 - 12.19

Lunchtime 12.19 - 1.14

Afternoon registration 1.14 - 1.19

Period 6. 1.19 - 1.53

Period 7. 1.53 - 2.27

Afternoon break 2.27 - 2.37

Period 8. 2.37 - 3.11

Period 9. 3.11 - 3.45

On Wednesday the period times in the morning change and they are:

Morning registration 9.04 - 9.24

Period 1. 9.24 - 9.58

Period 2. 9.58 - 10.32

Period 3. 10.32 - 11.06

Morning break 11.06 - 11.16

Period 4. 11.16 - 11.50

Period 5. 11.50 - 12.24

**The time for the afternoon are the same as the list above.**



# Breaks and Lunch Times

1. A bell rings at the start and end of each lesson.
2. There is a 10 minute break in the morning break and 10 minutes in the afternoon.
3. There are clubs and activities that you can go to at lunch these are:



English department: Reading Club (first Thursday of every month.)



P.E Department: Various sports activities.



Technology: Homework club and War Hammer club.



I.C.T Rooms are open for general homework.



Many other clubs are available through the year and will be advertised within the school for you to join.

# Homework!



Everyone will have to do home work.

I need to know the rules about homework.

1. I should spend about 20 minutes on each subject set. I can expect up to 3 pieces of homework per night.
2. My homework instructions will need to be in my planner.
3. The date for handing in my work will need to be clearly written in my planner.
4. If I get confused when I am writing the homework down in my planner I should ask for help from the teaching assistant or my teacher.
5. If I find the homework too hard I should see the teacher well before it is due in.



## Homework cont.



Why is homework important?

Homework is really important because it shows the teacher if you have understood the work and what you can do by yourself.

More homework!


In Y7 you may start to get more homework than you have been used to and be expected to hand it in on time.

Planner!

This is a diary where you or an adult can write down what you have to do and when it has to be handed in.

# My Pictures

These pictures are for me to get to know  
the staff that are here to help me.

A large, empty rectangular box with a thin black border, intended for the user to draw pictures of staff members.

# Uniform

**What is the school uniform?**

(Take a photograph of a student and stick it in your booklet to remind you, or do a drawing and label it.)

**Photograph or drawing of school uniform**



# When I Hear the Fire Bell

My teachers want to keep me and my friends safe. In our new school we all have to learn where to line up when the fire bell rings.

The fire bell is different from the bell for lesson and breaks. When the fire bell goes, my teacher or helper will tell me how to leave the building.

I will walk with the other children past the tennis courts to the school field. I will look for the line of year 7 children because that is where my tutor is. We line up quietly and will listen for my tutor to call the register. When I answer my name my tutor will be pleased that I am safely out of the building.

Sometimes the fire bell may ring when I am not in a classroom I will not worry. I know I have to walk quickly and sensibly with the other children and line up with my tutor group on the school field. My tutor will be pleased when I answer my name.

